

Mobile Betonblöcke


„BELEFANT“ mit Gewindehülsen



Baustoffe für's leben!


80 cm breit, 80 cm hoch

160 cm ca. 2.400 kg
80 cm ca. 1.200 kg




60 cm breit, 60 cm hoch

240 cm ca. 2.074 kg
180 cm ca. 1.555 kg
120 cm ca. 1.037 kg
60 cm ca. 518 kg




80 cm breit, 40 cm hoch

160 cm ca. 1.228 kg
80 cm ca. 614 kg




60 cm breit, 30 cm hoch

180 cm ca. 778 kg
120 cm ca. 518 kg
60 cm ca. 260 kg




40 cm breit, 80 cm hoch

80 cm ca. 614 kg
160 cm ca. 1.228 kg




30 cm breit, 60 cm hoch

180 cm ca. 778 kg
120 cm ca. 518 kg
90 cm ca. 389 kg
60 cm ca. 260 kg



40 cm breit, 40 cm hoch

40 cm	ca. 153 kg		
80 cm	ca. 307 kg		
120 cm	ca. 460 kg		
160 cm	ca. 614 kg		
200 cm	ca. 768 kg		
		mit Bewehrung	
		240 cm	ca. 921 kg
		280 cm	ca. 1.075 kg
		320 cm	ca. 1.228 kg



30 cm breit, 30 cm hoch

180 cm ca. 389 kg
120 cm ca. 259 kg
90 cm ca. 194 kg
60 cm ca. 130 kg

